



# Green Leaf Lab®

251 Lathrop Way Suites D&E Sacramento, CA 95815  
916-924-5227 / www.greenleflabs.com  
License#: C8-000078-LIC


## Regulatory Compliance Testing (16 CCR)

### Distributor

Paynes Distribution LLC  
175 N Lenore Ave, Willits CA 95490  
C11-0000916-LIC

### Cultivator/Manufacturer

Mendocino Mountain Farms  
8450 Orr Springs Rd  
Ukiah CA 95482  
CCL19-0001196



### Heady I Gush Mints

Test RFID: 1A406030000607F000014288

Source RFID: 1A406030000607F000013541

Lab Sample ID: S3B0119-01

Sampling Method/SOP: SH-001

Source Batch ID: HEADY0223-GM

Matrix: Flower

Batch Size: 22700 g

Sample Size: 80.4 grams

Date Sampled: 02/10/23

Date Received: 02/11/23

Harvest/Processing Date: na

Product Density: na

## Results at a Glance

Overall Batch : PASS

Cannabinoids : PASS

Pesticides : PASS

Water Activity : PASS

Moisture Content : PASS

Microbials : PASS

Metals : PASS

Foreign Material : PASS

Mycotoxins : PASS


Eric Wendt  
Chief Science Officer - 2/14/2023

**Distributor**

Paynes Distribution LLC  
175 N Lenore Ave, Willits CA 95490  
C11-0000916-LIC

**Cultivator/Manufacturer**

Mendocino Mountain Farms  
8450 Orr Springs Rd  
Ukiah CA 95482  
CCL19-0001196

**Heady I Gush Mints**

Test RFID: 1A406030000607F000014288

Source RFID: 1A406030000607F000013541

Lab Sample ID: S3B0119-01

Sampling Method/SOP: SH-001

Source Batch ID: HEADY0223-GM

Matrix: Flower

Batch Size: 22700 g

Sample Size: 80.4 grams

Date Sampled: 02/10/23

Date Received: 02/11/23

Harvest/Processing Date: na

Product Density: na

### Potency Analysis by HPLC

Date/Time Extracted: 02/11/23 10:25

Analysis Method/SOP: C-001

Date/Time Analyzed: 02/14/23 14:32

Cannabinoids	LOD mg/g	LOQ mg/g	%	mg/g
Total THC	0.40	0.42	29.31	293.1
Total CBD	0.40	0.42	ND	ND
THCA	0.40	0.42	33.42	334.2
delta 9-THC	0.40	0.42	ND	ND
THCV	0.40	0.42	ND	ND
THCVA	0.40	0.42	ND	ND
CBD	0.40	0.42	ND	ND
CBDA	0.40	0.42	ND	ND
CBDV	0.40	0.42	ND	ND
CBDVA	0.40	0.42	ND	ND
CBN	0.40	0.42	ND	ND
CBG	0.40	0.42	ND	ND
CBGA	0.40	0.42	0.8428	8.428
CBC	0.40	0.42	ND	ND
Total Cannabinoids	0.40	0.42	30.05	300.5
Sum of Cannabinoids	0.40	0.42	34.27	342.7

### Water Activity by Aqua Lab

Date/Time Extracted: 02/11/23 15:28

Analysis Method/SOP: WA-001

Date/Time Analyzed: 02/11/23 15:28

Water Activity: 0.536 AW at 24°C

### Moisture by Moisture Balance

Date/Time Extracted: 02/13/23 11:11

Analysis Method/SOP: MC-001

Date/Time Analyzed: 02/13/23 11:11

Moisture: 12.7 %

Potency Results are reported on a dry weight basis.

Total THC = delta 9-THC + (THCA \* 0.877)

Total CBD = CBD + (CBDA \* 0.877)

Eric Wendt  
Chief Science Officer - 2/14/2023



# Green Leaf Lab®

251 Lathrop Way Suites D&E Sacramento, CA 95815  
916-924-5227 / www.greenleaflabs.com  
License#: C8-0000078-LIC


## Regulatory Compliance Testing (16 CCR)

### Distributor

Paynes Distribution LLC  
175 N Lenore Ave, Willits CA 95490  
C11-0000916-LIC

### Cultivator/Manufacturer

Mendocino Mountain Farms  
8450 Orr Springs Rd  
Ukiah CA 95482  
CCL19-0001196



### Heady I Gush Mints

Test RFID: 1A406030000607F000014288

Source RFID: 1A406030000607F000013541

Lab Sample ID: S3B0119-01

Sampling Method/SOP: SH-001

Source Batch ID: HEADY0223-GM

Matrix: Flower

Batch Size: 22700 g

Sample Size: 80.4 grams

Date Sampled: 02/10/23

Date Received: 02/11/23

Harvest/Processing Date: na

Product Density: na

## Pesticide Analysis by GCMS/LCMS

Date/Time Extracted: 02/11/23 10:44

Date/Time GC Analyzed: 02/11/23 21:01

Analysis Method/SOP: RP-001

Date/Time LC Analyzed: 02/11/23 19:02

Analyte	Result	Action Level	LOD	LOQ	Units	Analyte	Result	Action Level	LOD	LOQ	Units
Abamectin	ND	0.1	0.060	0.080	ug/g	Acephate	ND	0.1	0.060	0.080	ug/g
Acequinocyl	ND	0.1	0.060	0.080	ug/g	Acetamiprid	ND	0.1	0.060	0.080	ug/g
Aldicarb	ND	0.05	0.060	0.080	ug/g	Azoxystrobin	ND	0.1	0.060	0.080	ug/g
Bifenazate	ND	0.1	0.060	0.080	ug/g	Bifenthrin	ND	3	0.060	0.080	ug/g
Boscalid	ND	0.1	0.060	0.080	ug/g	Captan	ND	0.7	0.500	0.500	ug/g
Carbaryl	ND	0.5	0.060	0.080	ug/g	Carbofuran	ND	0.05	0.060	0.080	ug/g
Chlorantraniliprole	ND	10	0.060	0.080	ug/g	Chlordane	ND	0.05	0.060	0.080	ug/g
Chlorfenapyr	ND	0.05	0.060	0.080	ug/g	Chlorpyrifos	ND	0.05	0.060	0.080	ug/g
Clofentezine	ND	0.1	0.060	0.080	ug/g	Coumaphos	ND	0.05	0.060	0.080	ug/g
Cyfluthrin	ND	2	0.250	0.700	ug/g	Cypermethrin	ND	1	0.250	0.500	ug/g
Daminozide	ND	0.05	0.060	0.080	ug/g	DDVP (Dichlorvos)	ND	0.05	0.060	0.080	ug/g
Diazinon	ND	0.1	0.060	0.080	ug/g	Dimethoate	ND	0.05	0.060	0.080	ug/g
Dimethomorph	ND	2	0.060	0.080	ug/g	Ethoprophos	ND	0.05	0.060	0.080	ug/g
Etofenprox	ND	0.05	0.060	0.080	ug/g	Etoxazole	ND	0.1	0.060	0.080	ug/g
Fenhexamid	ND	0.1	0.060	0.080	ug/g	Fenoxycarb	ND	0.05	0.060	0.080	ug/g
Fenpyroximate	ND	0.1	0.060	0.080	ug/g	Fipronil	ND	0.05	0.060	0.080	ug/g
Flonicamid	ND	0.1	0.060	0.080	ug/g	Fludioxonil	ND	0.1	0.060	0.080	ug/g
Hexythiazox	ND	0.1	0.060	0.080	ug/g	Imazalil	ND	0.05	0.060	0.080	ug/g
Imidacloprid	ND	5	0.060	0.080	ug/g	Kresoxim-methyl	ND	0.1	0.060	0.080	ug/g
Malathion	ND	0.5	0.060	0.080	ug/g	Metalaxyl	ND	2	0.060	0.080	ug/g
Methiocarb	ND	0.05	0.060	0.080	ug/g	Methomyl	ND	1	0.060	0.080	ug/g
Methyl parathion	ND	0.05	0.060	0.080	ug/g	Mevinphos	ND	0.05	0.060	0.080	ug/g
Myclobutanil	ND	0.1	0.060	0.080	ug/g	Naled	ND	0.1	0.060	0.080	ug/g
Oxamyl	ND	0.5	0.060	0.080	ug/g	Paclobutrazol	ND	0.05	0.060	0.080	ug/g
Pentachloronitrobenzene	ND	0.1	0.060	0.080	ug/g	Permethrins	ND	0.5	0.060	0.080	ug/g
Phosmet	ND	0.1	0.060	0.080	ug/g	Piperonyl butoxide	ND	3	0.060	0.080	ug/g
Prallethrin	ND	0.1	0.060	0.080	ug/g	Propiconazole	ND	0.1	0.060	0.080	ug/g
Propoxur	ND	0.05	0.060	0.080	ug/g	Pyrethrins	ND	0.5	0.060	0.080	ug/g
Pyridaben	ND	0.1	0.060	0.080	ug/g	Spinetoram	ND	0.1	0.060	0.080	ug/g
Spinosad	ND	0.1	0.060	0.080	ug/g	Spiromesifen	ND	0.1	0.060	0.080	ug/g
Spirotetramat	ND	0.1	0.060	0.080	ug/g	Spiroxamine	ND	0.05	0.060	0.080	ug/g
Tebuconazole	ND	0.1	0.060	0.080	ug/g	Thiacloprid	ND	0.05	0.060	0.080	ug/g
Thiamethoxam	ND	5	0.500	1.00	ug/g	Trifloxystrobin	ND	0.1	0.060	0.080	ug/g

ND - Compound not detected

<LOQ - Results below the Limit of Quantitation

Results above the Action Level fail state testing requirements and will be highlighted **Red**.

Eric Wendt  
Chief Science Officer - 2/14/2023



# Green Leaf Lab®

251 Lathrop Way Suites D&E Sacramento, CA 95815  
916-924-5227 / www.greenleaflabs.com  
License#: C8-0000078-LIC


## Regulatory Compliance Testing (16 CCR)

### Distributor

Paynes Distribution LLC  
175 N Lenore Ave, Willits CA 95490  
C11-0000916-LIC

### Cultivator/Manufacturer

Mendocino Mountain Farms  
8450 Orr Springs Rd  
Ukiah CA 95482  
CCL19-0001196



### Heady I Gush Mints

Test RFID: 1A406030000607F000014288

Source RFID: 1A406030000607F000013541

Lab Sample ID: S3B0119-01

Sampling Method/SOP: SH-001

Source Batch ID: HEADY0223-GM

Matrix: Flower

Batch Size: 22700 g

Sample Size: 80.4 grams

Date Sampled: 02/10/23

Date Received: 02/11/23

Harvest/Processing Date: na

Product Density: na

## Metals Analysis by ICPMS

Date/Time Extracted: 02/11/23 10:40

Analysis Method/SOP: HM-001

Date/Time Analyzed: 02/11/23 15:48

Analyte	Result	Action Level	LOD	LOQ	Units
Arsenic	0.0798	0.2	0.0110	0.0500	ug/g
Cadmium	<LOQ	0.2	0.00100	0.0500	ug/g
Lead	<LOQ	0.5	0.00150	0.0500	ug/g
Mercury	<LOQ	0.1	0.00350	0.0100	ug/g

ND - Compound not detected

<LOQ - Results below the Limit of Quantitation

Results above the Action Level fail state testing requirements and will be highlighted **Red**.


Eric Wendt  
Chief Science Officer - 2/14/2023

**Distributor**

Paynes Distribution LLC  
175 N Lenore Ave, Willits CA 95490  
C11-0000916-LIC

**Cultivator/Manufacturer**

Mendocino Mountain Farms  
8450 Orr Springs Rd  
Ukiah CA 95482  
CCL19-0001196

**Heady I Gush Mints**

Test RFID: 1A406030000607F000014288

Source RFID: 1A406030000607F000013541

Lab Sample ID: S3B0119-01

Sampling Method/SOP: SH-001

Source Batch ID: HEADY0223-GM

Matrix: Flower

Batch Size: 22700 g

Sample Size: 80.4 grams

Date Sampled: 02/10/23

Date Received: 02/11/23

Harvest/Processing Date: na

Product Density: na

### Mycotoxins by LCMSMS

Date/Time Extracted: 02/11/23 10:44

Analysis Method/SOP: RP-001

Date/Time Analyzed: 02/11/23 18:12

Analyte	Result	Action Level	LOD	LOQ	Units
aflatoxin B1	ND		1.96	4.91	ug/kg
aflatoxin B2	ND		0.981	4.91	ug/kg
aflatoxin G1	ND		0.981	4.91	ug/kg
aflatoxin G2	ND		2.45	4.91	ug/kg
Ochratoxin A	ND	20	9.81	12.3	ug/kg
Total Aflatoxins	ND	20	0.981	4.91	ug/kg

ND - Compound not detected

<LOQ - Results below the Limit of Quantitation

Results above the Action Level fail state testing requirements and will be highlighted **Red**.

### Microbials by PCR

Date/Time Extracted: 02/11/23 10:29

Analysis Method/SOP: MI-301

Date/Time Analyzed: 02/13/23 14:07

Analyte	Result	Action Level	LOD	LOQ	Units	
Aspergillus Flavus	Pass	1	0.00	0.00	CFU/g	No detection in 1 gram
Aspergillus Fumigatus	Pass	1	0.00	0.00	CFU/g	No detection in 1 gram
Aspergillus Niger	Pass	1	0.00	0.00	CFU/g	No detection in 1 gram
Aspergillus Terreus	Pass	1	0.00	0.00	CFU/g	No detection in 1 gram
Escherichia Coli	Pass	1	0.00	0.00	CFU/g	No detection in 1 gram
Salmonella	Pass	1	0.00	0.00	CFU/g	No detection in 1 gram

### Filth and Foreign Material Inspection by Magnification

Date/Time Extracted: 02/11/23 10:15

Analysis Method/SOP: FM-001

Date/Time Analyzed: 02/11/23 13:47

Analyte	Result	Action Level	LOD	LOQ	Units
Foreign Material	Pass	1	1.00	1.00	FMU

<LOQ - Results below the Limit of Quantitation

Results above the Action Level fail state testing requirements and will be highlighted **Red**.

Eric Wendt  
Chief Science Officer - 2/14/2023